

Art.	Heating capacity 55/45/20°C (W)	Heating capacity 75/65/20°C (W)	Total weight, inc. components and packaging (kg)	Recommended capacity of electric heating element (W)
AP7550**	113	218	6,6	300
AP12050**	167	321	9,8	300

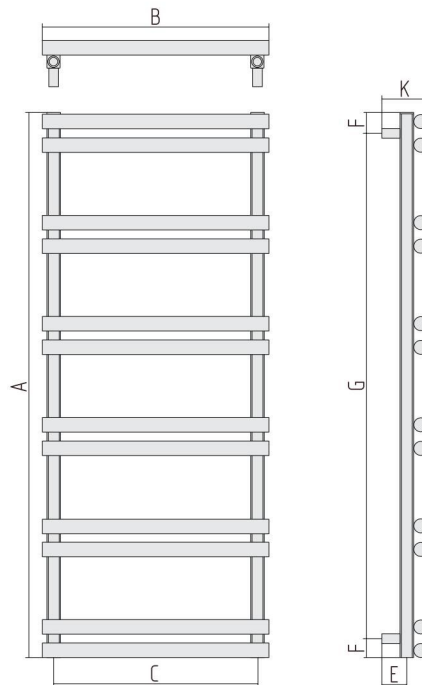
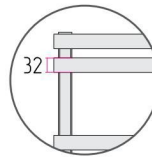
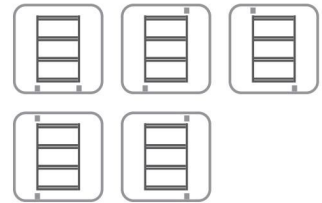


Water

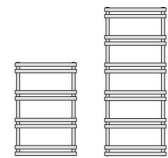


Electric

Piping connection points:



Attention!
An electric element should be mounted only at the bottom of the collector. Use the radiator only in vertical position – with an electric element at the bottom.




Art.	A	B	C	E	F	G	K
AP7550**	750	500	450	55-80	42	666	102-127
AP12050**	1200	500	450	55-80	42	1115	102-127

Colour range




**P
Polished Stainless Steel



**B
Brushed Stainless Steel



**PG
PVD Polished Gold



**BG
PVD Brushed Gold