

Carme

An elegant heating unit and, at the same time, a fully functional designer piece which will find its place in your bathroom and beyond. Carme is also available in electric versions.

Material	steel cover steel pipes \varnothing 20 mm steel profiles 30x30 mm
Connection threads	4xG1/2"
Testing overpressure	1,3 MPa
Max. op. overpressure	1 MPa
Max. operating temperature	95 °C



2.

Carme

28

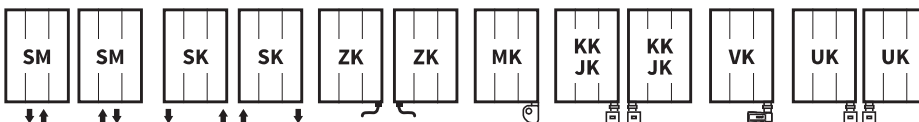


1. Carme - Ruby S34 [28] with a magnetic rail / 2. Carme - Antique gold metallic S36 [48]

Modification options





	Carme
Surface treatment	colour
Height range [mm]	NO
Length range [mm]	NO
Change one dimension	NO
Change of both dimensions	NO
Combined/electric version	YES/YES
Standard connection (SK)	STANDARD
Middle connection (SM)	YES (additional charge)
Side connection (SB)	NO

Connection Options



The type of connection must be specified in the order; for more information see page 106, positions 13 and 14.

Accessories

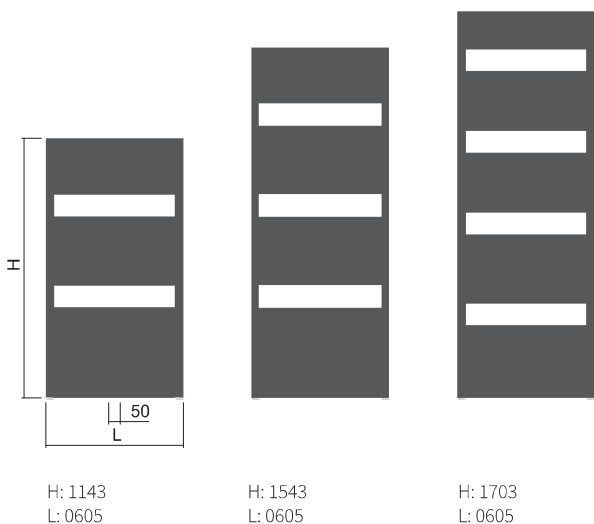
-  Electric regulators page 98
-  Colour ref. chart page 112
-  Bath. accessories page 101
-  Thermostatic packs page 94



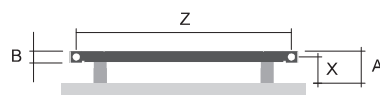
Height (H) Length (L) [mm]	Depth (B)	Weight	Water capacity	Temperature exponent	Output 75/65/20°C	Power input Z heat. rod Mini PW, Whistle, Stone	Power input KTX 3	Connection span (Z)	White colour RAL 9016	Electric
code	[mm]	[kg]	[l]	[-]	[W]	[W]	[W]	[mm]		
DCAR 1143 0605	32	15,3	5,0	1,294	449	400	400	570	✓	✓
DCAR 1543 0605	32	20,3	6,6	1,269	624	600	600	570	✓	✓
DCAR 1703 0605	32	22,0	7,1	1,258	691	700	600	570	✓	✓

For ordering procedure see page 106 / The weight of radiators does not include water and packaging.

Type height (H) / length (L) [mm]



Mounting



Type	X [mm]	A [mm]
Metal brackets	69-79	85-95



Carme - Ruby S34 [28]
with a magnetic rail